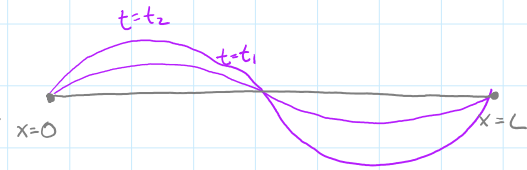


WAVE EQUATION

$$\frac{\partial^2 u}{\partial t^2} = c^2 \frac{\partial^2 u}{\partial x^2}$$



Fixed boundaries: $u(0,t) = u(L,t) = 0$

Separation of Variables: $u(x,t) = \sum_{n=1}^{\infty} \sin\left(\frac{n\pi}{L}x\right) \left[a_n \cos\left(\frac{c n \pi}{L}t\right) + b_n \sin\left(\frac{c n \pi}{L}t\right) \right]$

D'Alembert's Solution: $u(x,t) = p(\underbrace{x+ct}_{\text{"characteristics"}}) + q(\underbrace{x-ct}_{\text{"characteristics"}})$

p, q are any functions

Initial position: $u(x,0) = f(x)$

Initial velocity: $\frac{\partial u}{\partial t}(x,0) = g(x)$

Last time:

$$p(x) = \frac{1}{2}f(x) + \frac{1}{2c}G(x)$$

$$q(x) = \frac{1}{2}f(x) - \frac{1}{2c}G(x)$$

where $G'(x) = g(x)$

(G is an antiderivative of g)

Thus:

$$u(x,t) = \frac{1}{2}f(x+ct) + \frac{1}{2c}G(x+ct) + \frac{1}{2}f(x-ct) - \frac{1}{2c}G(x-ct)$$

$$u(x,t) = \frac{1}{2} [f(x+ct) + f(x-ct)] + \frac{1}{2c} [G(x+ct) - G(x-ct)]$$

$$u(x,t) = \frac{1}{2} [f(x+ct) + f(x-ct)] + \frac{1}{2c} \int_{x-ct}^{x+ct} g(\tau) d\tau$$

variable of integration

FTC:

$$\int_a^b g(t) dt = G(b) - G(a)$$

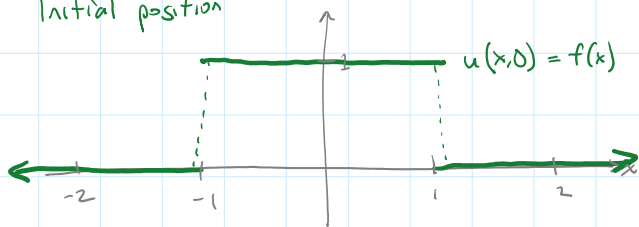
where $G' = g$

D'Alembert's Solution

(f) Initial conditions: $u(x,0) = f(x) = \begin{cases} 1 & \text{if } -1 < x < 1 \\ 0 & \text{otherwise} \end{cases}$

$\frac{\partial u}{\partial x}(x,0) = g(x) = 0$ (no initial velocity)

Initial position



Since $g(x) = 0$, we have

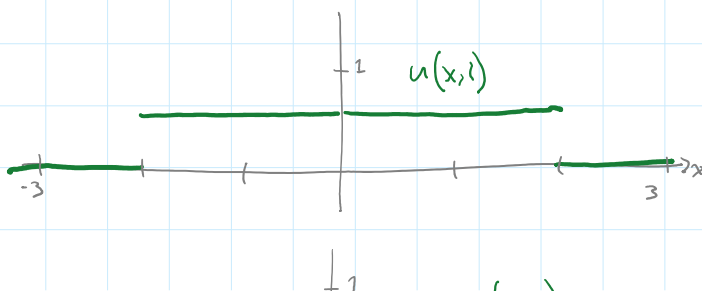
$$u(x,t) = \frac{1}{2} [f(x+ct) + f(x-ct)]$$

Let $c=1$.

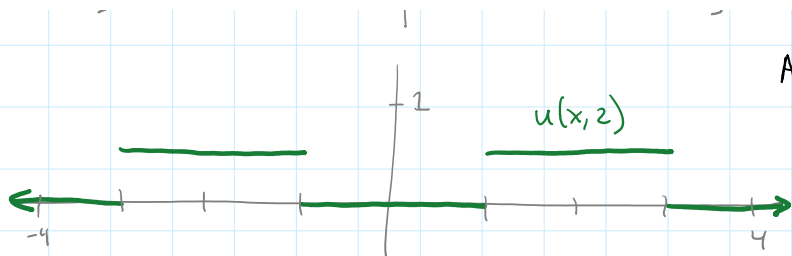
At time $t=1$:

$$u(x,1) = \frac{1}{2} [f(x+1) + f(x-1)]$$

shift left by 1 shift right by 1



At time 2:



At time 2:

$$u(x, z) = \frac{1}{2} [f(x+z) + f(x-z)]$$

Mathematica animations: http://mlwright.org/teachin/math330f19/other/traveling_waves.nb

EXAMPLE:

$$f(x) = \cos(x)$$

$$g(x) = 0$$

Now:
$$u(x, t) = \frac{1}{2} [f(x+ct) + f(x-ct)]$$

$$u(x, t) = \frac{1}{2} [\cos(x+ct) + \cos(x-ct)]$$

Two cosine waves, traveling in opposite directions, with speed c .

EXAMPLE:

$$f(x) = 0$$

$$g(x) = \begin{cases} 1, & -1 < x < 1 \\ 0, & \text{otherwise} \end{cases}$$

String initially at rest, tap it with a hammer of width 2, centered at 0

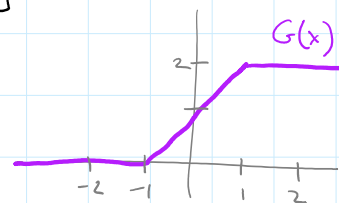
Solution:

$$u(x, t) = \frac{1}{2c} \int_{x-ct}^{x+ct} g(\tau) d\tau$$

Let $c=1$.

$$u(x, t) = \frac{1}{2} \int_{x-t}^{x+t} g(\tau) d\tau = \frac{1}{2} [G(x+t) - G(x-t)]$$

where
$$G(x) = \begin{cases} 0 & \text{if } x < -1 \\ x+1 & \text{if } -1 \leq x < 1 \\ 2 & \text{if } 1 \leq x \end{cases}$$



D'ALEMBERT'S SOLUTION WITH BOUNDARIES

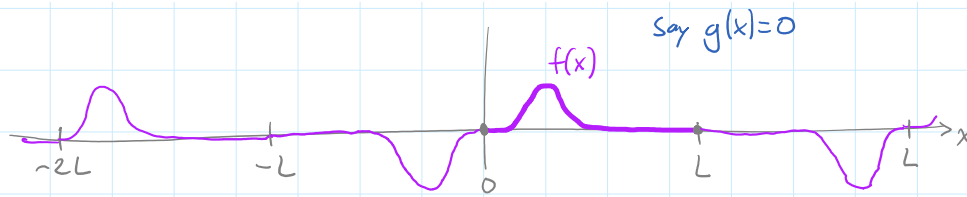
Suppose we have fixed (Dirichlet) boundary conditions: $u(0, t) = u(L, t) = 0$

Solution must be a Fourier sine series in x , so it's odd and $2L$ -periodic.

Extend the initial position $f(x)$ and velocity $g(x)$ to be odd and $2L$ -periodic:

say $g(x) = 0$

$f(x)$



Then D'Alembert's solution for the infinite string remains odd and $2L$ -periodic, and satisfies the boundary conditions $u(0,t)=u(L,t)=0$.

Note: Solution $u(x,t)$ is defined for all x , but only $0 \leq x \leq L$ is physically relevant.

But effects of initial conditions in the unphysical part will be felt in the physical part as traveling waves.

Animation by Peter Olver: https://www.youtube.com/watch?v=luRxgm_sk64

LINEAR PDEs

Heat Eq: $\frac{\partial u}{\partial t} - k \frac{\partial^2 u}{\partial x^2} = 0$

category

"parabolic"

models

diffusion

Laplace Eq: $\frac{\partial^2 u}{\partial x^2} + \frac{\partial^2 u}{\partial y^2} = 0$

"elliptic"

equilibrium phenomena

Wave Eq: $\frac{\partial^2 u}{\partial t^2} - c^2 \frac{\partial^2 u}{\partial x^2} = 0$

"hyperbolic"

vibrations

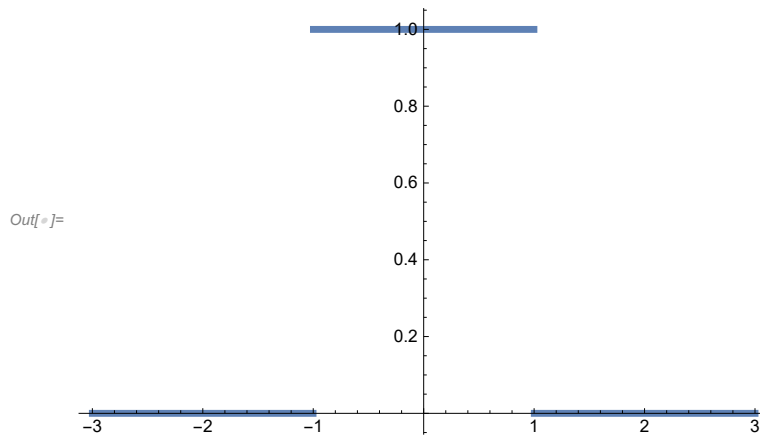
Problem #3(f) on handout -- f is the “box” function, g is zero

Initial position:

```
In[ ]:= f1[x_] = Piecewise[{{1, -1 < x < 1}}]
```

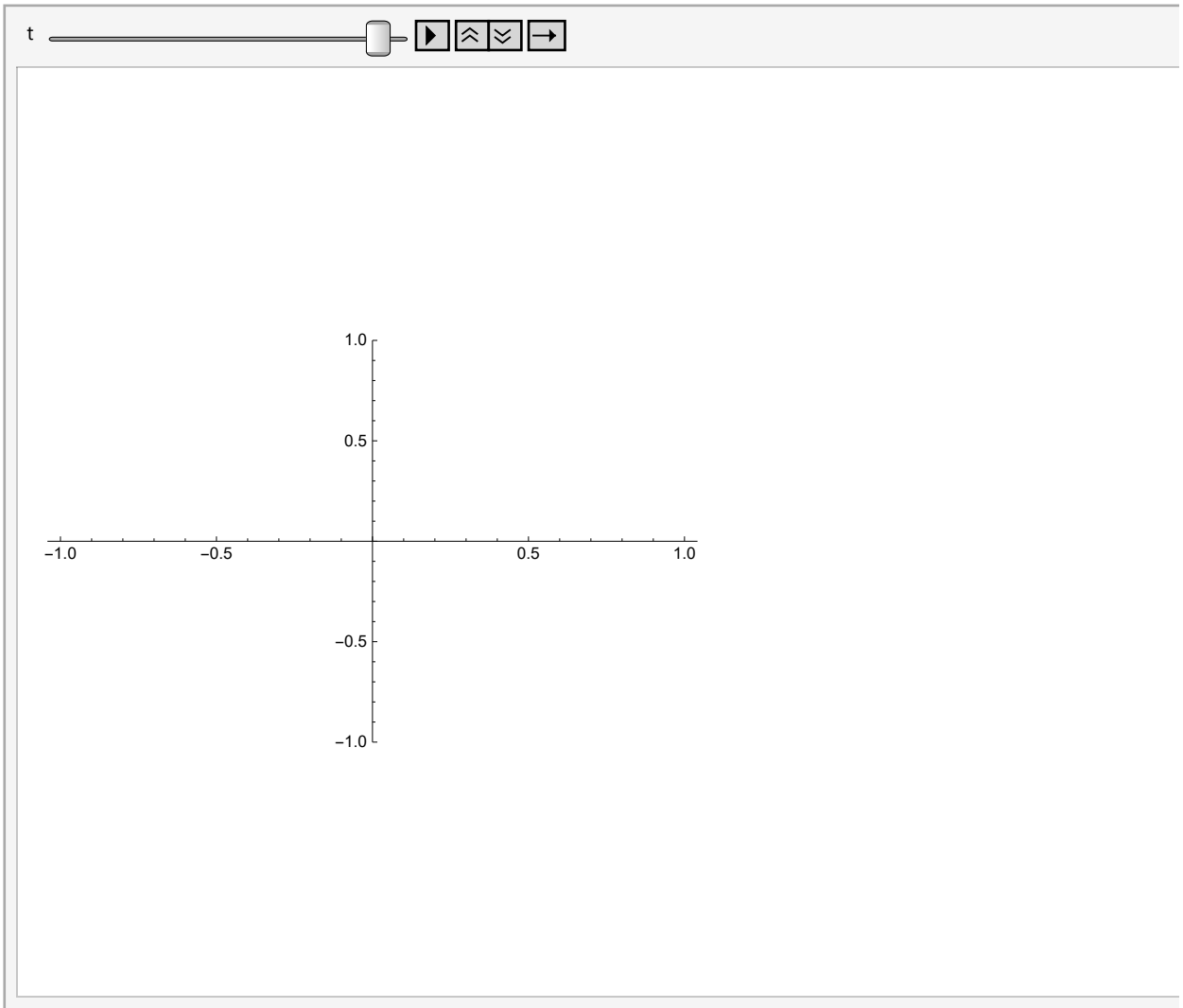
```
Out[ ]:=  $\begin{cases} 1 & -1 < x < 1 \\ 0 & \text{True} \end{cases}$ 
```

```
In[ ]:= Plot[f1[x], {x, -3, 3}, PlotStyle -> Thickness[0.01]]
```



```
In[ ]:= Animate[Plot[1/2 (f1[x - t] + f1[x + t]), {x, -6, 6}, PlotRange -> {-1, 1},  
PlotStyle -> Thickness[0.01]], {t, 0, 8}, AnimationRunning -> False]
```

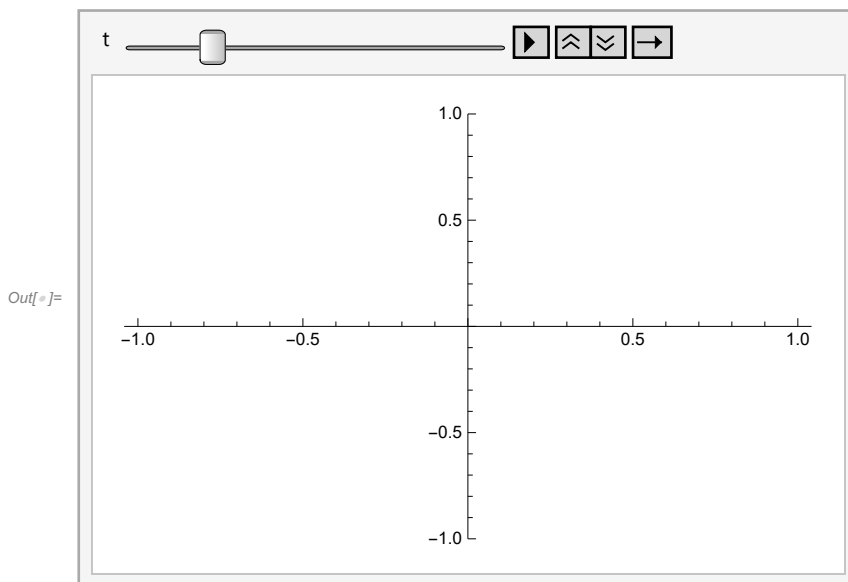
Out[]:=



```

In[ ]:= Animate[Plot[{1/2 (f1[x - t] + f1[x + t]), 1/2 f1[x - t], 1/2 f1[x + t]}, {x, -6, 6},
  PlotRange -> {-1, 1}, PlotStyle -> {Thickness[0.01], Thickness[0.005], Thickness[0.005]},
  {t, 0, 8}, AnimationRunning -> False]

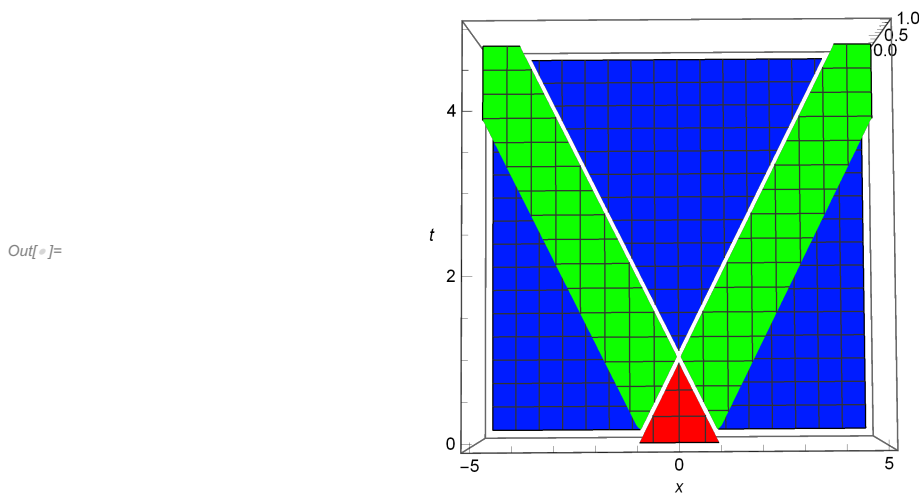
```



```

In[ ]:= Plot3D[1/2 (f1[x - t] + f1[x + t]), {x, -5, 5}, {t, 0, 5},
  ColorFunction -> Function[{x, y, z}, Hue[.65 (1 - z)]], AxesLabel -> Automatic]

```



f is cosine, g is zero

```

In[ ]:= f2[x_] = Cos[x]

```

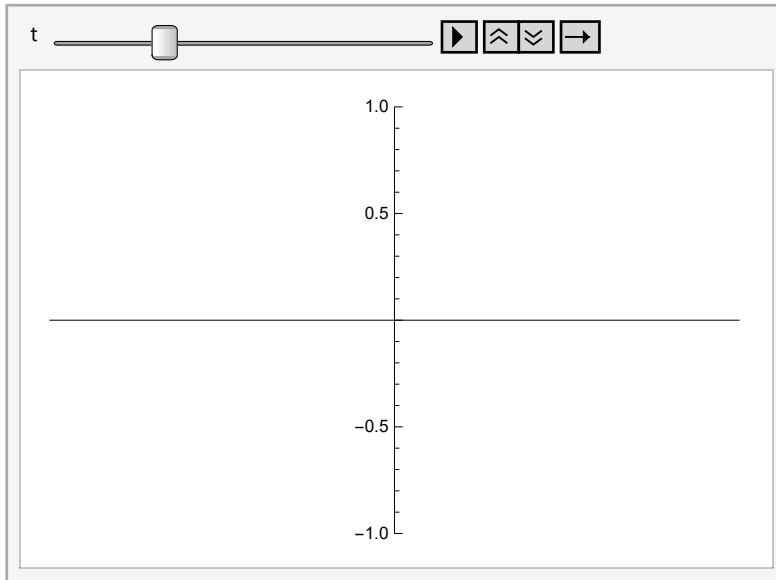
```

Out[ ]:= Cos[x]

```

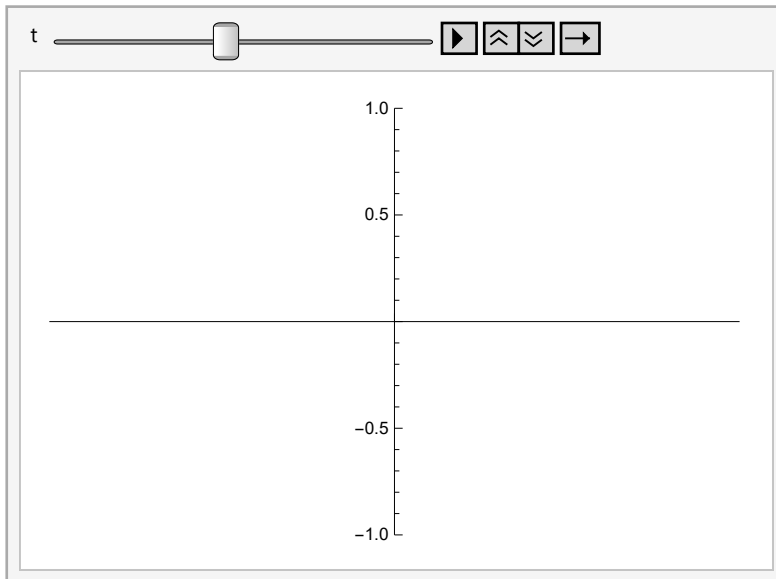
```
In[ ]:= Animate[Plot[1/2 (f2[x - t] + f2[x + t]),
  {x, -4 Pi, 4 Pi}, PlotRange -> {-1, 1}, PlotStyle -> Thickness[0.01],
  Ticks -> {Range[-4 Pi, 4 Pi, Pi], Automatic}], {t, 0, 8}, AnimationRunning -> False]
```

Out[]:=

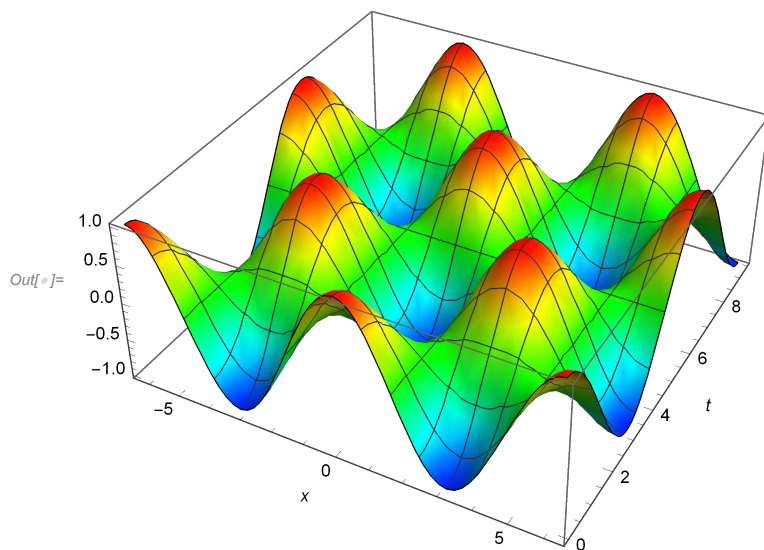


```
In[ ]:= Animate[Plot[{1/2 (f2[x - t] + f2[x + t]), 1/2 f2[x - t], 1/2 f2[x + t]}, {x, -4 Pi, 4 Pi},
  PlotRange -> {-1, 1}, PlotStyle -> {Thickness[0.01], Thickness[0.005], Thickness[0.005]},
  Ticks -> {Range[-4 Pi, 4 Pi, Pi], Automatic}], {t, 0, 6 Pi}, AnimationRunning -> False]
```

Out[]:=



```
In[ ]:= Plot3D[1/2 (f2[x - t] + f2[x + t]), {x, -2 Pi, 2 Pi}, {t, 0, 3 Pi},
  ColorFunction -> Function[{x, y, z}, Hue[.65 (1 - z)]], AxesLabel -> Automatic]
```



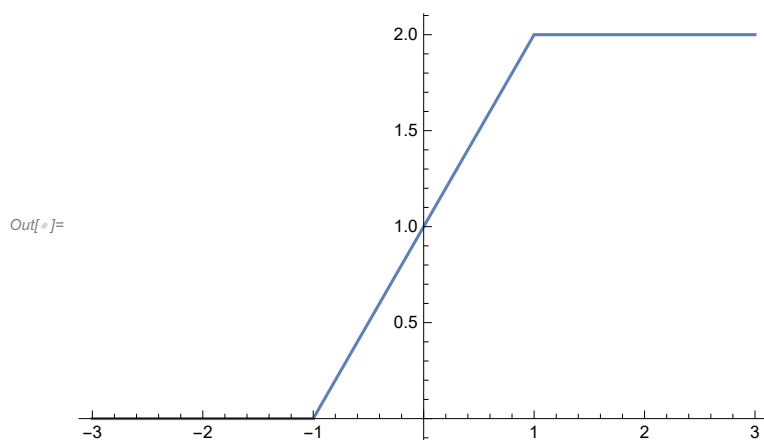
f is zero, g is the “ramp” function

```
In[ ]:= G[x_] = Piecewise[{{x + 1, -1 < x < 1}, {2, x ≥ 1}}]
```

Out[]:=

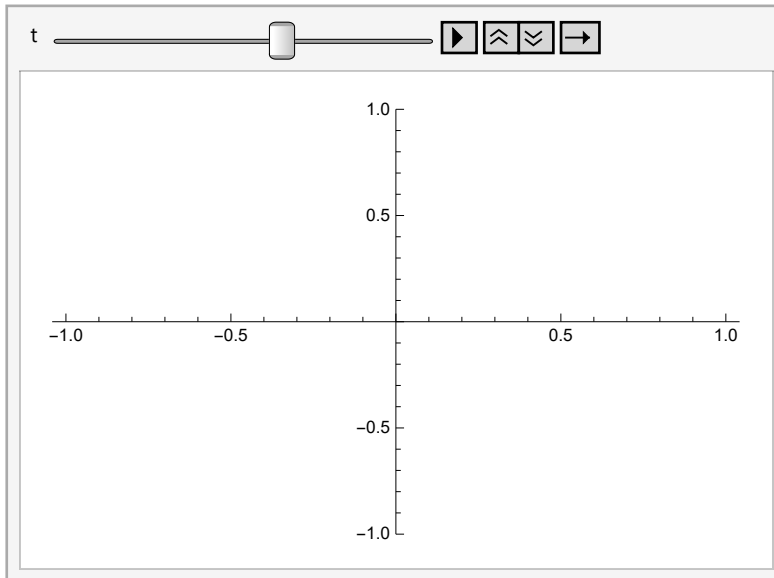
$$\begin{cases} 1 + x & -1 < x < 1 \\ 2 & x \geq 1 \\ 0 & \text{True} \end{cases}$$

```
In[ ]:= Plot[G[x], {x, -3, 3}]
```



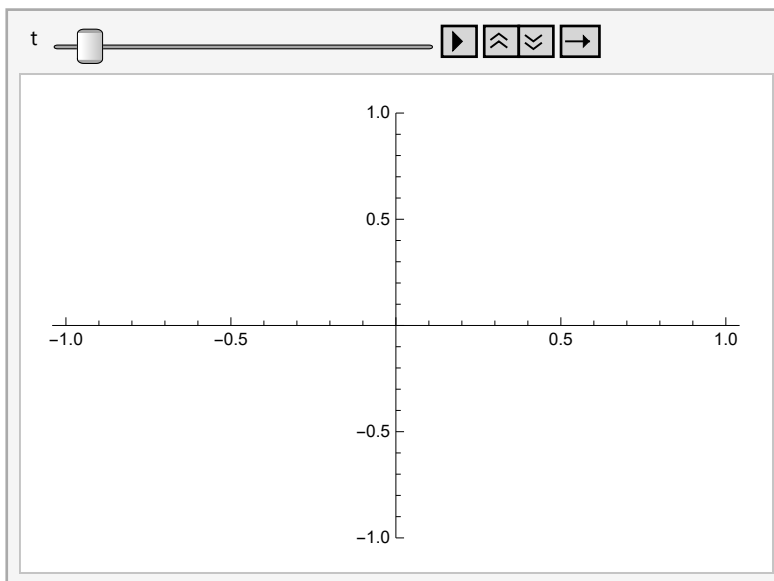

```
In[ ]:= Animate[Plot[1/2 (G[x + t] - G[x - t]), {x, -6, 6}, PlotRange -> {-1, 1},
  PlotStyle -> Thickness[0.01]], {t, 0, 8}, AnimationRunning -> False]
```

Out[]:=



```
In[ ]:= Animate[Plot[{1/2 (G[x + t] - G[x - t]), 1/2 G[x + t], -1/2 G[x - t]}, {x, -6, 6},
  PlotRange -> {-1, 1}, PlotStyle -> {Thickness[0.01], Thickness[0.005], Thickness[0.005]}],
  {t, 0, 8}, AnimationRunning -> False]
```

Out[]:=



```
In[ ]:= Plot3D[1/2 (G[x + t] - G[x - t]), {x, -6, 6}, {t, 0, 8},  
ColorFunction -> Function[{x, y, z}, Hue[.65 (1 - z)]], AxesLabel -> Automatic]
```

